

June 2023

Dear PreK Families,

We had an amazing PreK year and your child has learned so much! We are so proud of them and are excited to see their growth next year in Kindergarten! We are sending home a set of Summer assignments that will help your child continue to grow and learn and be prepared for Kindergarten. All work should be submitted to your child's Kindergarten teacher on the first day of school.

Summer Reading:

1. Studies show that children who are read to will do better in school. You should be reading to/with your child for 20 minutes each day. We have included a list of recommended books. (There are also links for the books online.) We encourage you to also read books you have at home. If you have a NYC Public Library card, you have access to ebooks online as well as physical books in the library.
2. Included in this packet are short stories. Read them with your child. Point under the words as you read. Review story elements: Who are the characters in the story, Where is the story taking place (setting), was there a problem in the story? How did they fix it? How do the characters feel?
3. Have your child pick 5 of their favorite books and do a reading response. Fill out your Reading Log sheet each time you read a book and let us know if you liked the book by coloring in the smiley face. Have your child draw a picture about their favorite part from the book and have them try to write/copy a sentence about it on the Reading Response Sheet.

Skills: Summer is a great time to review the foundational skills we have learned this past year that will help your child prepare for Kindergarten. Below are some of the skills in the different areas that you can practice with your child.

Literacy

- Letter and Letter-Sound Review using the Foundation Chant
- Reading/Recognizing Sight Words (see list attached)

Writing

- Writing your first and last name.
- Writing uppercase letters and lowercase letters, and numbers - starting letter formation at the top.
** We have attached a sheet that can serve as a guide for how to write the letters and numbers.
- Writing on a line.

Math

- Rote counting 0-20; counting objects 0-20
- Writing the numbers 0-20
- Representing numbers 0-20 with objects
- Recognizing and making patterns
- Counting using a 5 frame and 10 frame
- Identifying basic shapes

Fine Motor

- Holding your pencil using proper pencil grip
- Cutting lines and curves (using proper scissor grasp)
- Cutting basic shapes
- Putting on jackets and zipping/buttoning

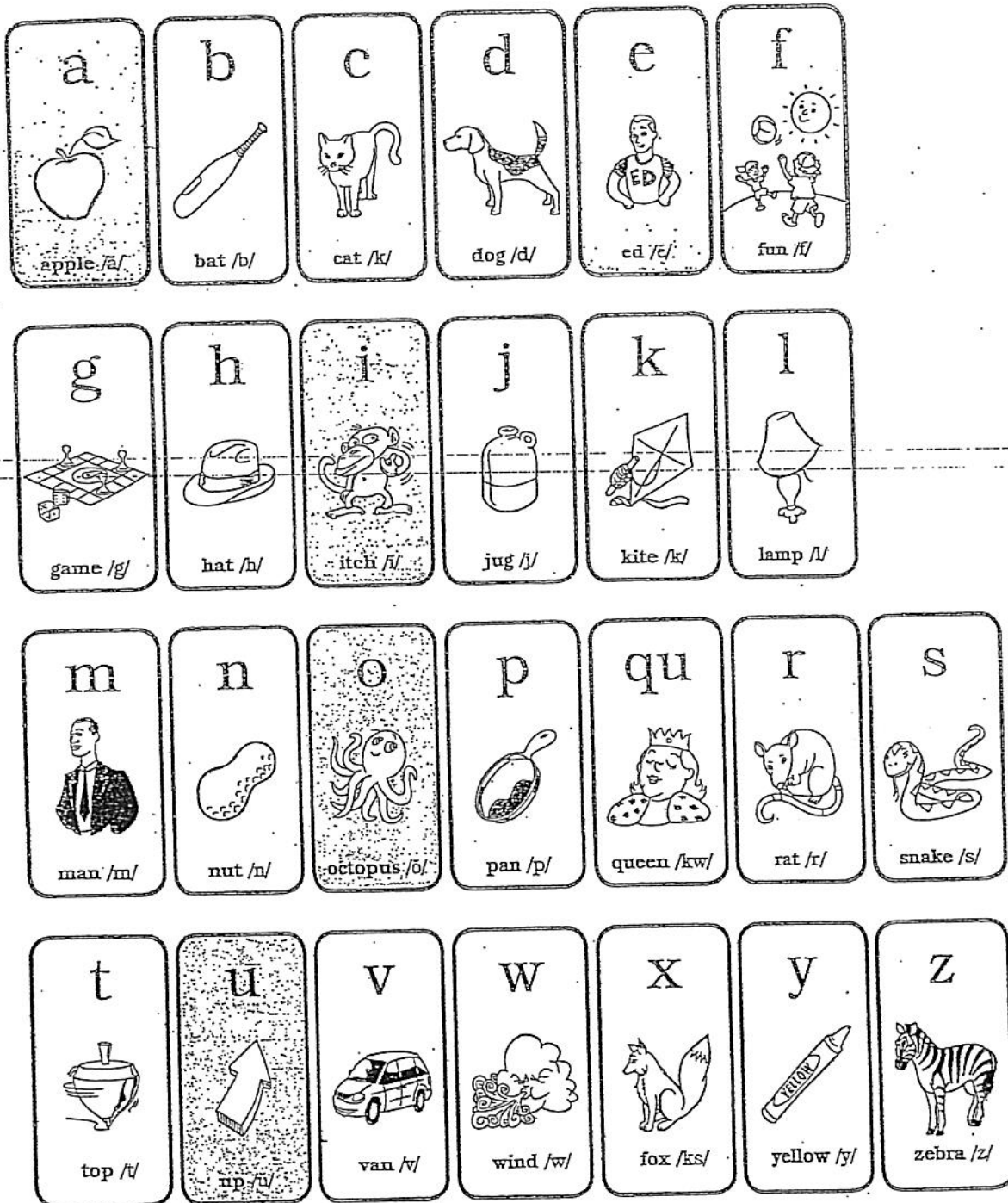
Social Emotional/Self-Help Skills

- Following 2 and 3 step directions
- Asking for help when needed
- Expressing their feeling using their words
- Bathrooming independently
- Packing/unpacking backpacks independently
- Opening containers (milk carton, juice boxes, etc.) and using utensils at lunch

SIGHT WORDS - LIST A

no	so	go
is	on	it
can	in	do
me	up	an
you	am	the
and	we	my
he	like	to
at	see	
a	I	

Sound Card Alphabet



Alphabet practice

a b c d e f g h

i j k l m n o p q

r s t u v w x y z

A B C D E F G

H I J K L M N

O P Q R S T U

V W X Y Z

Number practice

1 2 3 4 5 6 7

8 9 10

SUMMER Pre-K READING LIST

Books About Me

- I Like Me!* by Nancy L. Carlson <https://video.link/w/8ER0c>
I like Myself by Karen Beaumont <https://video.link/w/zFR0c>
I Like to Be Little by Charlotte Zolotow <https://video.link/w/fHR0c>
There's Only One You by Kathryn Heling and Deborah Hembrook <https://video.link/w/ncS0c>
Marvelous Me by Lisa Bullard <https://video.link/w/iJYwd\>

Predictable Books

(Stories with a pattern using rhyme or rhythm)

- Brown Bear, Brown Bear What Do You See?* by Eric Carle <https://video.link/w/WHR0c>
Or any other book written by Eric Carle
Pete the Cat Rocking in my School Shoes by Eric Litwin <https://video.link/w/OIR0c>
Any book in the Eric Litwin Series
Goodnight Moon by Margaret Wise Brown <https://video.link/w/QIR0c>
Caps for Sale by Esphyr Slobodkina <https://video.link/w/mJR0c>

Beginning, Middle, and End Concept

- A Camping Spree with Mr. Magee* by Chris Van Duse <https://video.link/w/BJR0c>
Rosie's Walk by Pat Hutchins <https://video.link/w/TJR0c>
The Runaway Bunny by Margaret Wise Brown <https://video.link/w/tKR0c>

Color and Counting Books

- Little Blue and Little Yellow* by Leo Lionni <https://video.link/w/KKR0c>
Mouse Paint by Ellen Walsh <https://video.link/w/eLR0c>
Planting a Rainbow by Lois Ehlert <https://video.link/w/OLR0c>
1- 2 -3 Peas by Keith Baker <https://video.link/w/WLR0c>
Chika Chika 1,2,3 by Bill Martin Jr., Michael Sampson, Lois Ehlert
<https://video.link/w/1MR0c>

Stories in Rhyme

- Miss Spider's Tea Party* by David Kirk <https://video.link/w/YNR0c>
Rhyming Dust Bunnies by Jan Thomas <https://video.link/w/HxS0c>
Frog on a Log by Kes Gray and Jim Field <https://video.link/w/UwS0c>
Any book in the Llama Llama series
Any book in the There Was an Old Lady Series










Social Emotional/ Feelings

- Any Books written by Todd Parr
It's Okay To Be Different <https://video.link/w/WOR0c>
The Kindness Book by Todd Parr <https://video.link/w/eRR0c>
All Are Welcome by Alexandra Penfold <https://video.link/w/ESR0c>
It's Okay To Be Different <https://video.link/w/WOR0c>
The Way I Feel by Janen Cain <https://video.link/w/ARR0c>
Happy in Our Skin by Fran Manushkih <https://video.link/w/KfS0c>

Name: _____

Let's Trace

Directions: Trace the dotted lines from one picture to the matching one.




Name: _____



Let's Cut Across

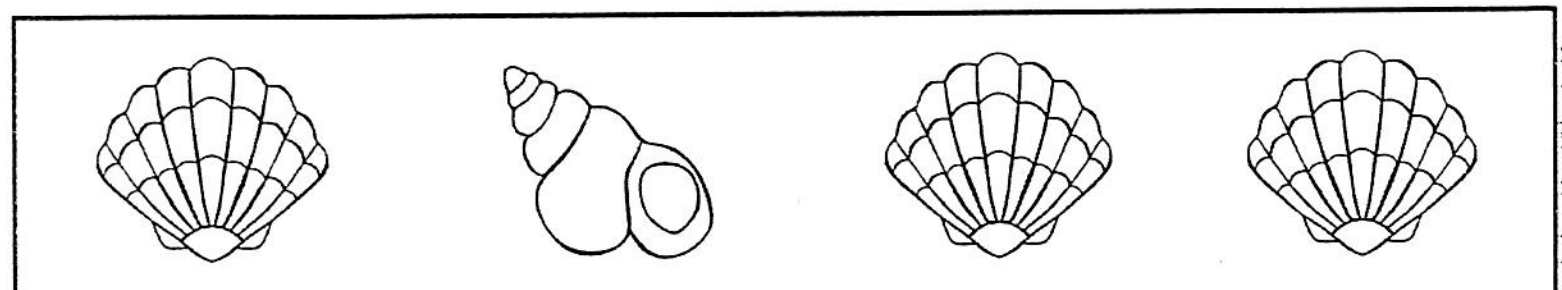

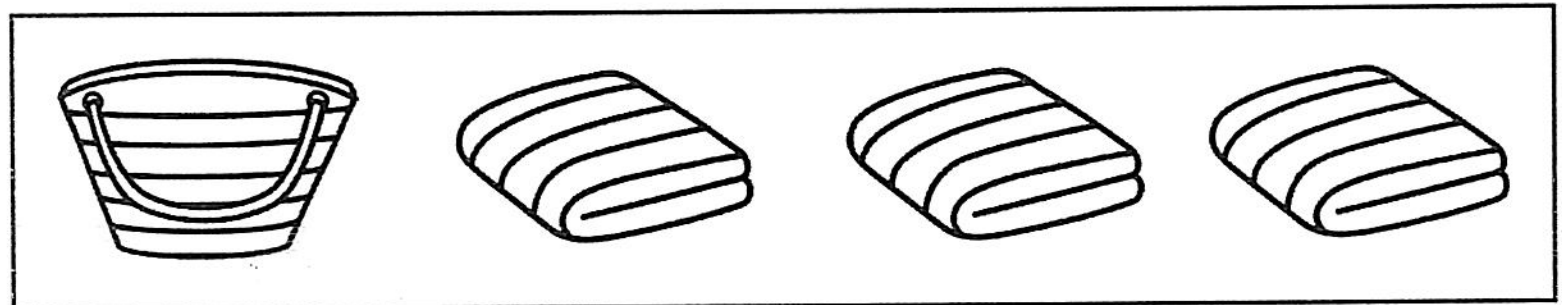
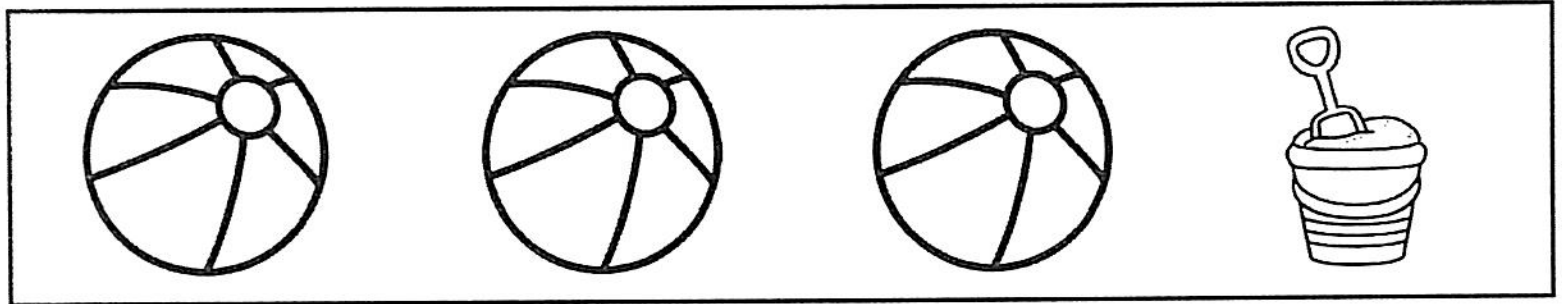

Directions: Start at the black dot and use your scissors to cut the lines across to each beach pail.



Name: _____

What's Different?

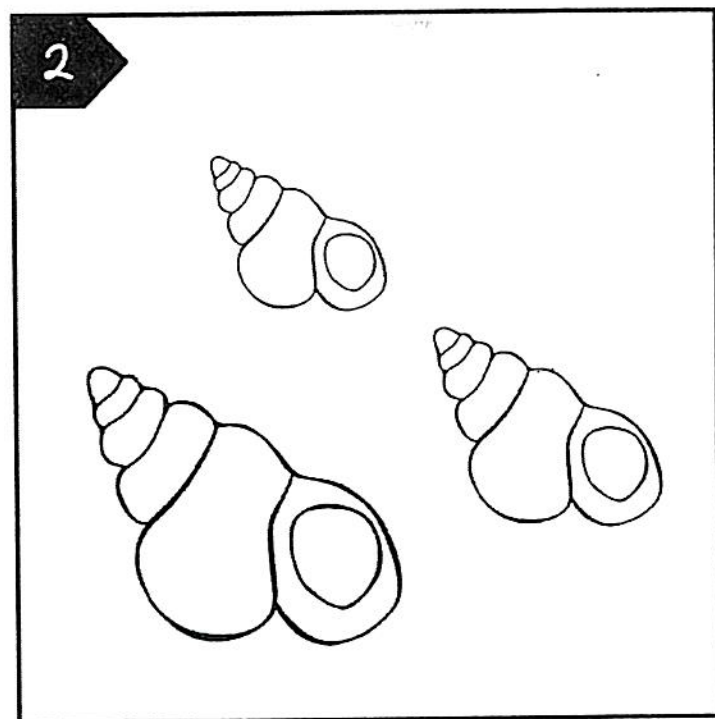
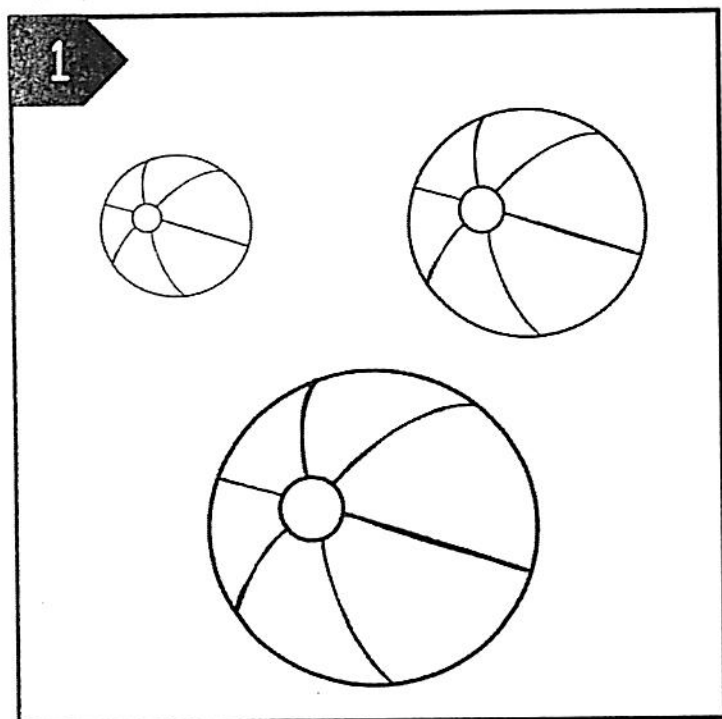
Directions: Look at all of the pictures in each row. Circle the picture that is different.





Name: _____

Smallest vs. Largest

Circle the object in each box that is the **smallest**.



Circle the object in each box that is the **largest**.



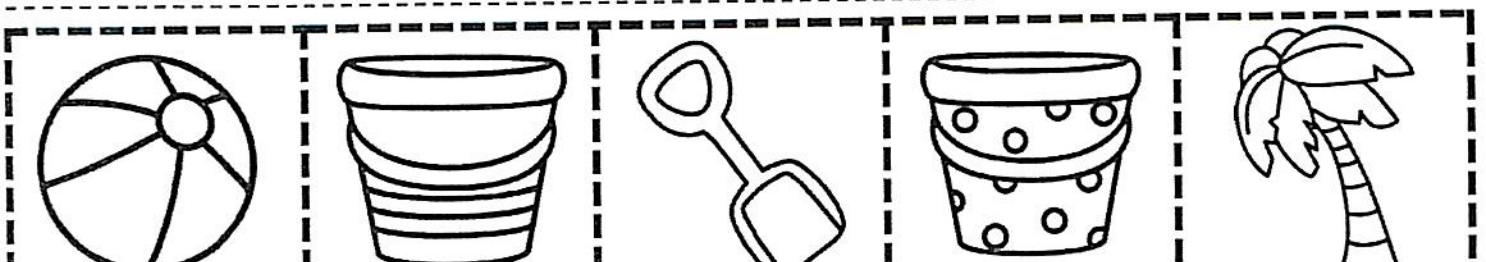
Name: _____

Summer Patterns

Directions: Cut and paste the pictures to complete each pattern.


©Andrea Marchildon 2018



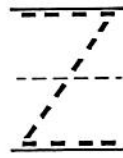
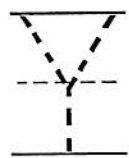
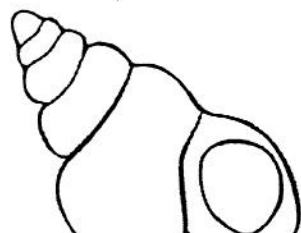
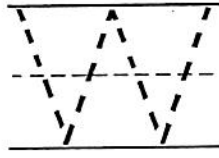
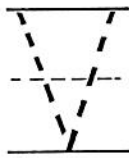
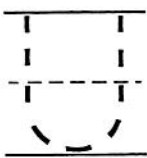
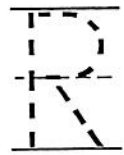
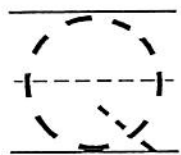

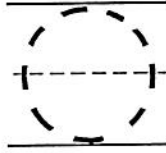
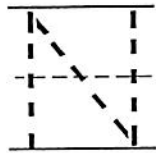
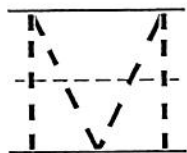
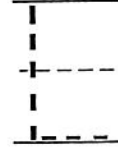
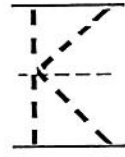
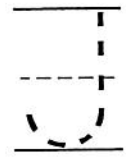
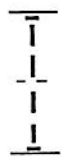
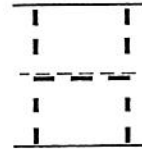
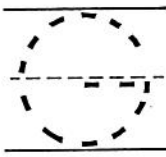
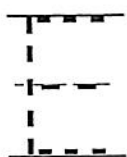
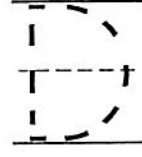
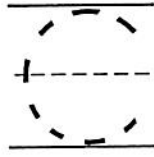
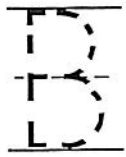
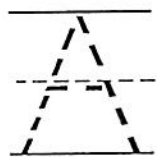
Name: _____

Handwriting Practice

Uppercase Letters A - Z



Directions: Trace the letters from A to Z.



Name: _____

Handwriting Practice

Lowercase Letters a - z



Directions: Trace the letters from a to z.

a

b

c

d

e

f

g

h

i

j

k

l

m

n

o

p

q

r

s

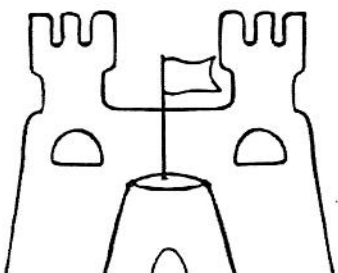
t

u

v

w

x




y

z


Name: _____

Beginning Sounds

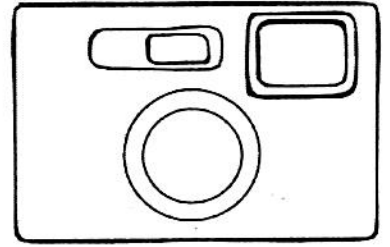
Directions: Look at each picture. Say the name of the picture aloud. Color the circle with the correct beginning sound.




b d f



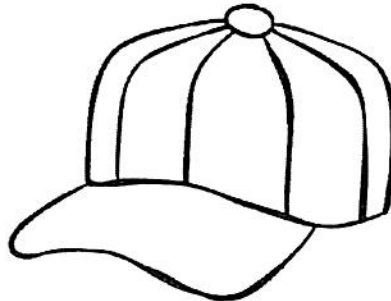
s p r



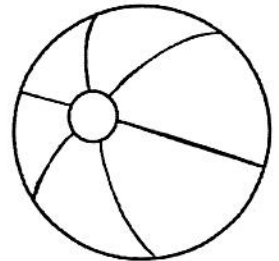
c m p




d s m



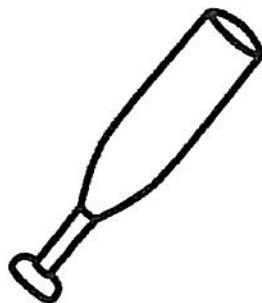
z e h




b k l



a f g



a b c




m n s

Name: _____


Rhyme Time

Directions: Look at the pictures and the words in each box. Find the 2 ice cream cones with rhyming words and color them in.


1



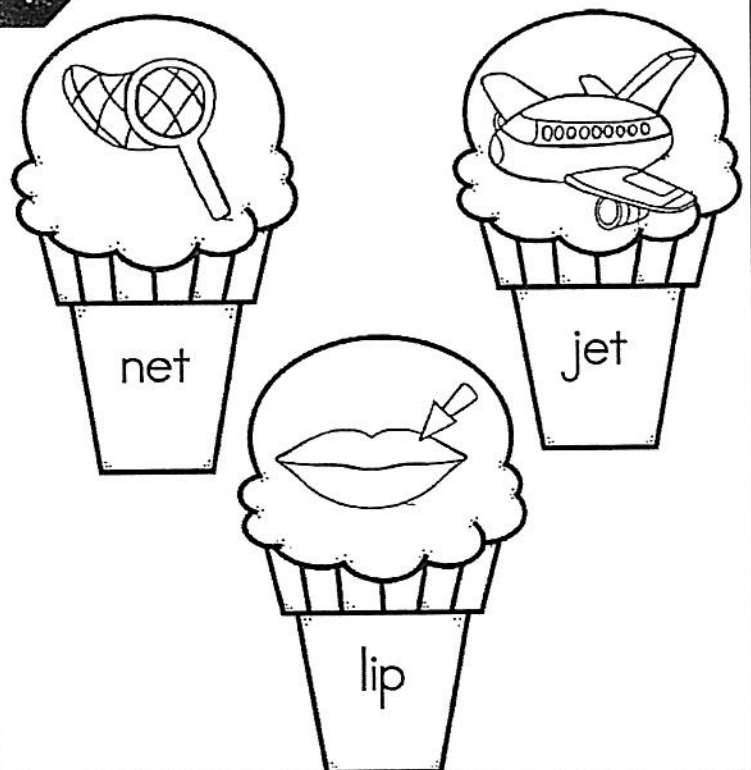
2



3












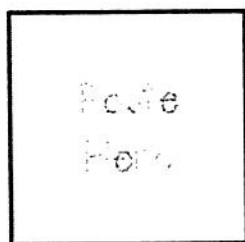

4



Name: _____

Let's Count

Directions: Color the bugs and count how many there are in each jar. Cut and paste the correct number to match.



1

2

3

4


5

6


Name: _____

Counting Shells


Directions: Count and color the shells. Cut and paste the number to match.




Paste
Here




Paste
Here




Paste
Here



Paste
Here



Paste
Here



Paste
Here

©Andrea Marchildon 2018

5

6

7

8

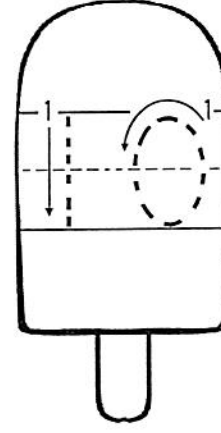
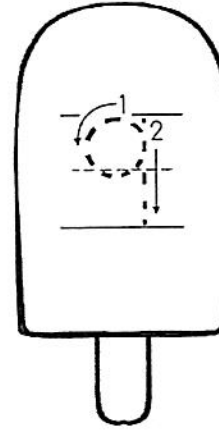
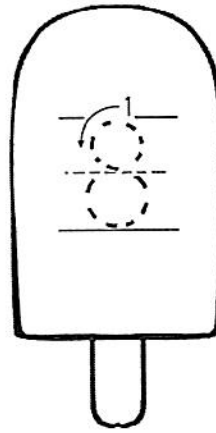
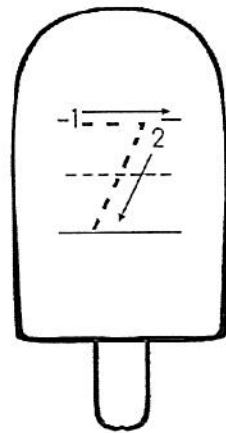
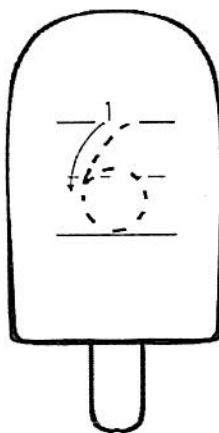
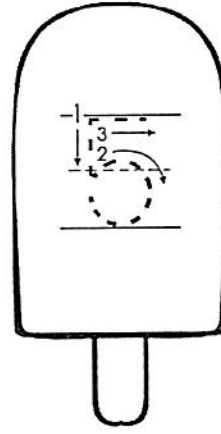
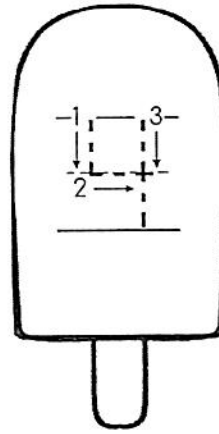
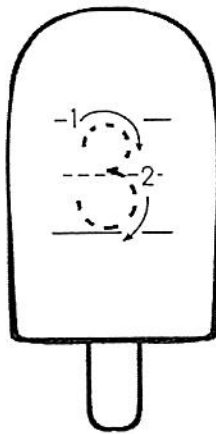
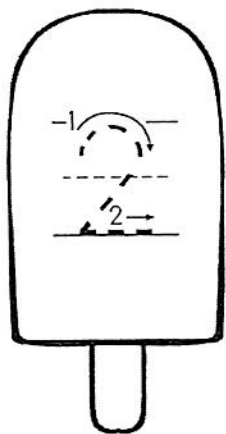
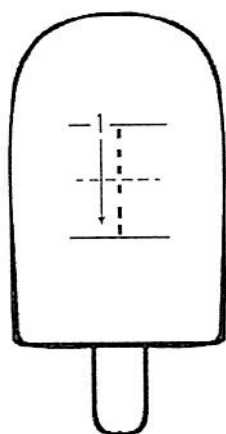
9

10

Name: _____

Number Tracing

Directions: Trace the numbers 1 - 10.



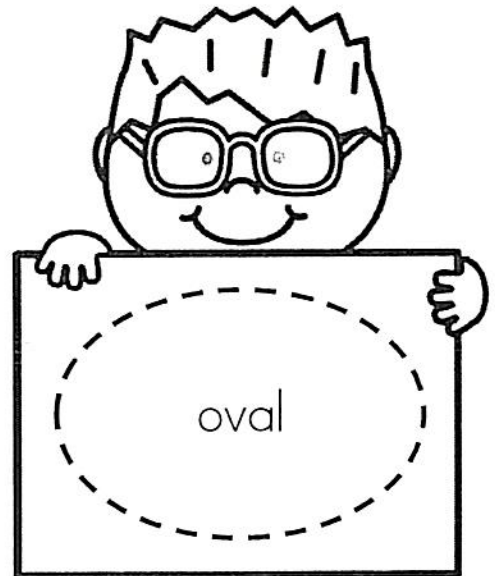





Directions: Write the numbers 1 - 10 in your best handwriting.

_____	_____	_____	_____	_____
_____	_____	_____	_____	_____
_____	_____	_____	_____	_____
_____	_____	_____	_____	_____
_____	_____	_____	_____	_____






Name: _____

Tracing Shapes

Directions: Trace each shape.



Directions: Color the squares red.



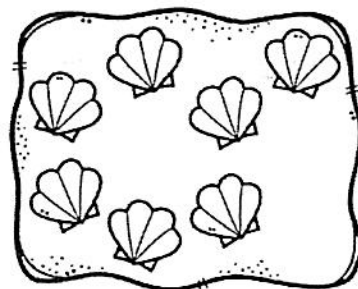
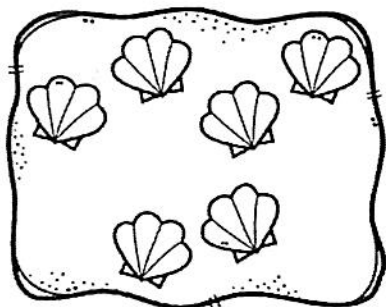
Name: _____

Greater Than

In each box, circle the group that has more.


1

Count the shells.





2

Count the bugs.



3

Count the seeds.



4







Count the scoops.



Name: _____

Ten Frames


Directions: Count the number of shells in each ten frame. Write the number in the circle.




Name: _____

Counting Shells


Directions: Count the shells in each ten frame. Color in the circle with the correct number.




2 3 4




2 3 4




3 4 5



6 7 8



7 8 9



2 3 4

Reading matters.

Reading Log


Name: _____


Book Title _____


How I Feel





Reading Response


 _____


 _____


 _____


 _____


 _____


 _____


 _____


 _____


 _____


 _____


 _____

 _____

 _____

 _____

 _____

 _____

Reading Response



Reading Response



Reading Response




Reading Response



Name _____

Gus and the Bug



Gus will hug his mom.

Gus gets on the bus.




Gus grabs the bug.

Gus lets the bug go.

4

Decodable Story *Gus and the Bug*
Target Skill Review


1



Gus sat with his pal Wes.
The sun was hot.



A bug got on the bus.
It sat with Gus and Wes.



Sam is a cat.

Sam will sit in a lap.

He will nap.

4

Decodable Story *What Pets Do*
Target Skill Review

Name _____

What Pets Do



Peg is a dog.

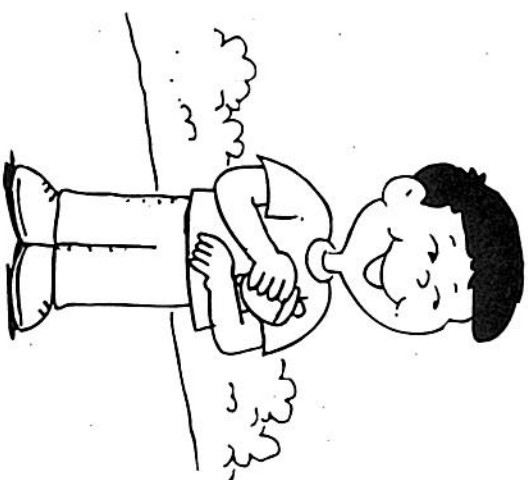
She will tug.

She will dig.

1


Name _____

Spin the Top



Bob got a top.

Bob will spin the top.



Dad will spin the top.

Dad can spin it.

Dad can get the top
to spin.

4

Name _____


What Pets Do



Peg is a dog.

She will tug.

She will dig.



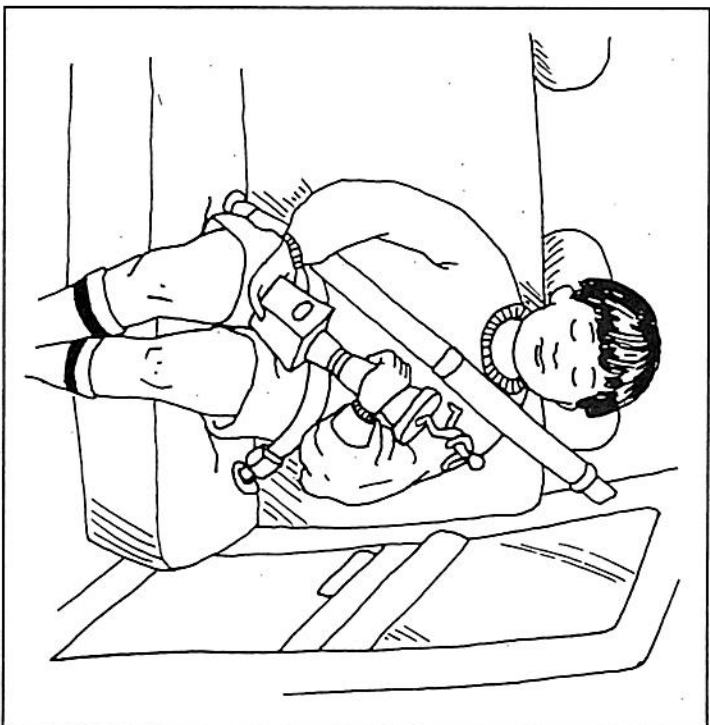
Sam is a cat.

Sam will sit in a lap.

He will nap.

4

Decodable Story *What Pets Do*
Target Skill Review




Tim ran to the end.
Tim had a rest.

4

Decodable Story *Run, Tim*
Target Skill /y/ Spelled Yy, /kw/ Spelled Qq

Name _____

Run, Tim

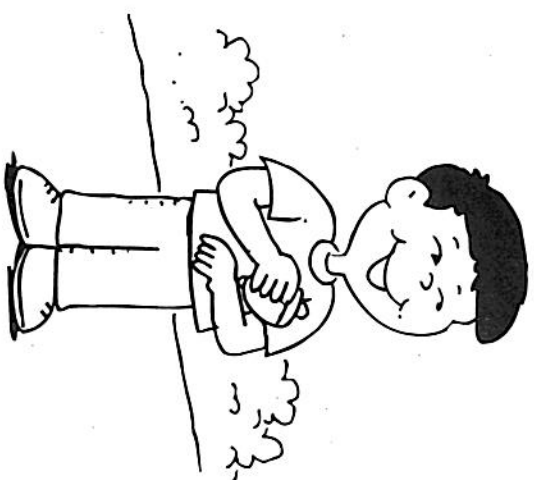


Tim ran past his sis.
She said,
“You can not quit yet.”

1

Name _____

Spin the Top



Bob got a top.

Bob will spin the top.



Dad will spin the top.

Dad can spin it.

Dad can get the top
to spin.

4




He will zap the tag.
Val has got the red top.

4

Decodable Story *Val's Top*
Target Skill /v/ Spelled Vv, /z/ Spelled Zz

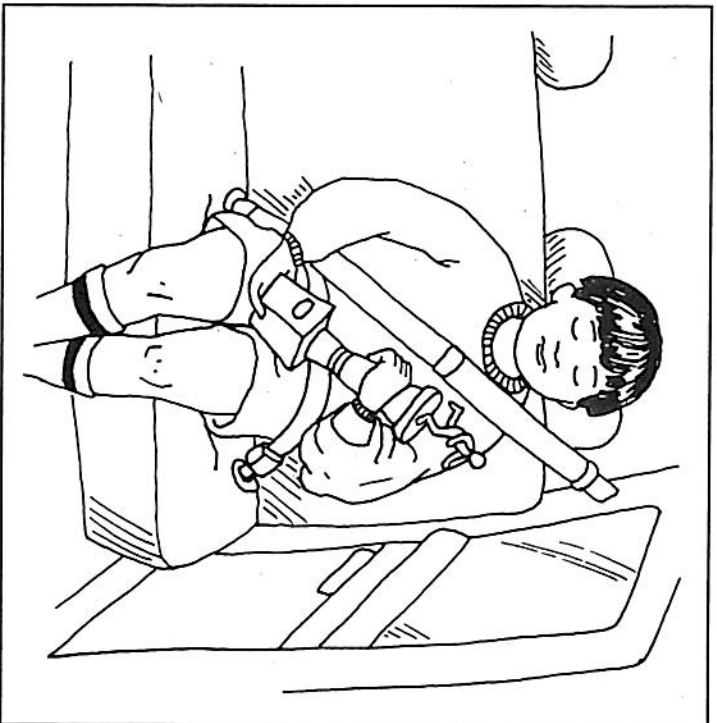
Name _____

Val's Top



Val and Mom come in
a van.
They will go to look for
a top.

1




Tim ran to the end.
Tim had a rest.

4

Decodable Story *Run, Tim*
Target Skill /y/ Spelled Yy, /kw/ Spelled Qq

Name _____

Run, Tim



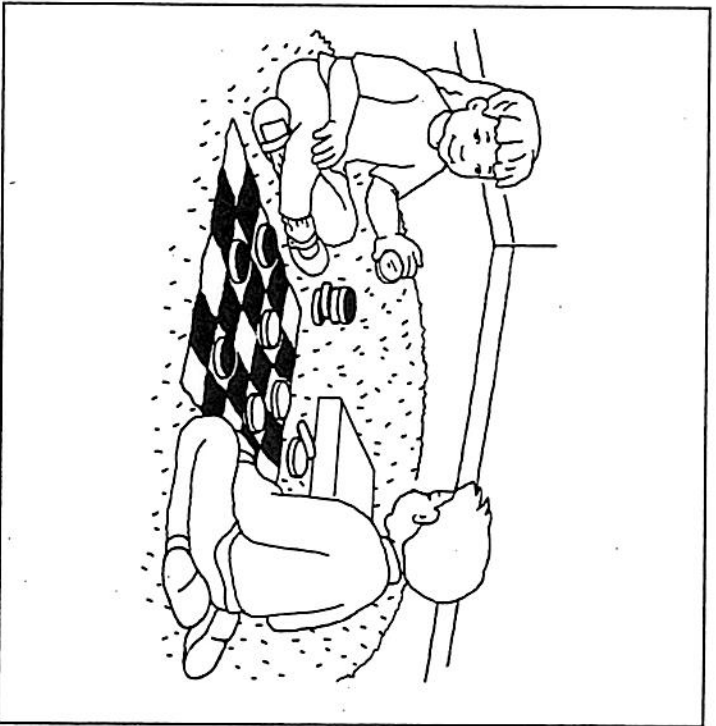
Tim ran past his sis.
She said,
“You can not quit yet.”

1

Decodable Story *Jan and Gus*
Target Skill /u/ Spelled *Uu*

4

Jan and Gus are on
the rug.
Jan and Gus are pals.




Name _____

Jan and Gus



Jan and Gus are pals.
They like to have fun.

1




He will zap the tag.
Val has got the red top.

4

Decodable Story Val's Top
Target Skill /v/ Spelled Vv, /z/ Spelled Zz


Name _____

Val's Top

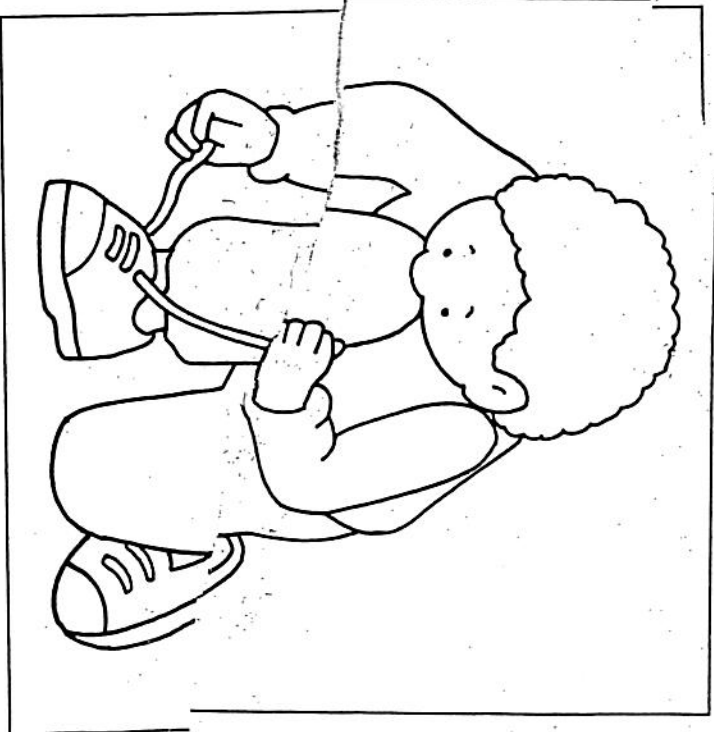


Val and Mom come in
a van.
They will go to look for
a top.

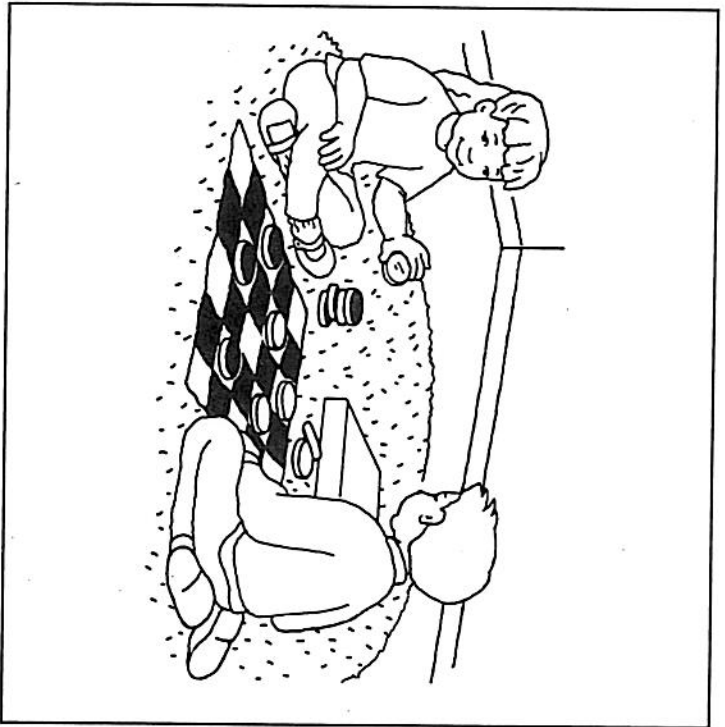
1



Jud has to have a plan.
What can he do for fun?



Jud will see his pals.
What will they do for fun?



Jan and Gus are on
the rug.

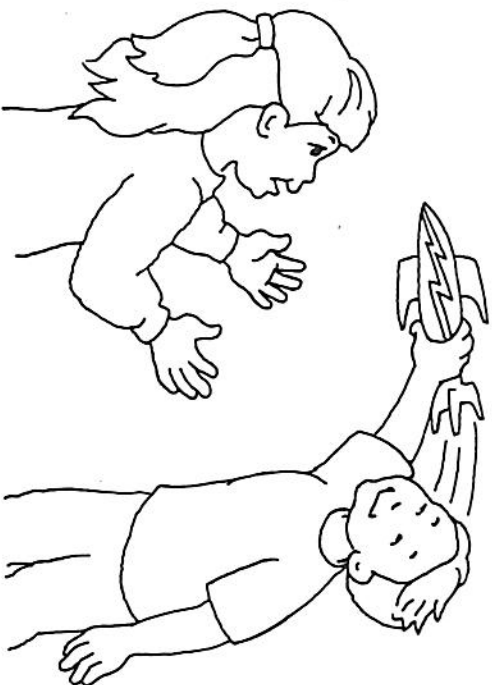
Jan and Gus are pals.

4

Decodable Story *Jan and Gus*
Target Skill /u/ Spelled *Uu*

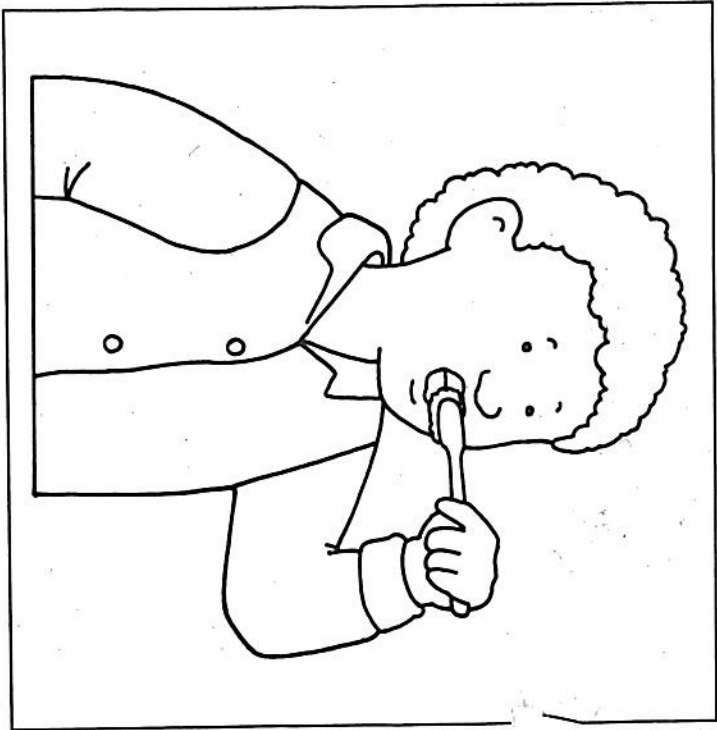
Name _____

Jan and Gus



Jan and Gus are pals.
They like to have fun.

1



Jud has to have a plan.
What can he do for fun?



Jud will see his pals.
What will they do for fun?